


Aircraft Marshalling Signals

Note: The marshaller will signal facing the aircraft while standing forward of the aircraft and remaining in full view of the pilot.




PROCEED TO NEXT MARSHALLER

Right or Left arm down, other arm moved across the body and extended to indicate direction of next marshaller



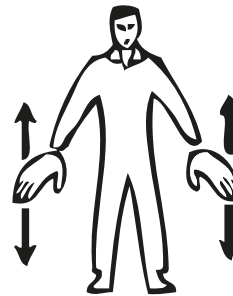
TURN TO THE RIGHT

Point left arm downward, right arm repeatedly moved upward backward. Speed of arm movement indicating rate of turn.




THIS MARSHALLER

Arms above head in vertical position with palms facing inward




SLOW DOWN

Arms down with palms toward ground then moved up and down several times




MOVE AHEAD

Arms a little aside, palms facing backwards and repeatedly moved upward backward from shoulder height



STOP

Arms raised above the head, palms facing forward



TURN TO THE LEFT

Point right arm downward, left arm repeatedly moved upward backward. Speed of arm movement indicating rate of turn



EMERGENCY STOP

Arms crossed above the head, palms facing forward. Arms repeatedly crossed above head (the rapidity of the arm movement should be related to the urgency of the stop, ie the faster the movement the quicker the stop)